

HYDRO SYSTEMS

LOOKBOOK

Transforming the bath through the power of water since 1978

H | S



IF YOU CAN DREAM IT, WE CAN BUILD IT.

For more than four decades, Hydro Systems' enduring mission has been to transform the bath from an ordinary space to a life-affirming sanctuary through the healing, energizing, and restorative power of water. This ethos inspires every bathing system created at its manufacturing facilities in Valencia, California and in McDonough, Georgia. The innovators and creators behind Hydro Systems share a passion for originality, constantly dreaming up new ways of elevating the bathing experience. Hydro Systems can take any sketch, idea or vision and transform it into a reality. Creativity and imagination are welcomed.

MADE IN U.S.A.

Every Hydro Systems product is made entirely in the U.S.A., using the finest quality materials sourced within the U.S. and crafted by skilled artisans and engineers.

CRAFTSMANSHIP & INNOVATION

Hydro Systems is always at the forefront of using the newest materials, manufacturing processes, and state-of-the-art technologies that enhance product performance and precision, while helping shorten lead times so projects stay on budget.

CUSTOM ARTISTRY

From freestanding soaking vessels to custom hydrotherapy tubs and various specialty products, Hydro Systems is best known for crafting bespoke bathing systems that are not only powerful instruments of personal healing, but singular works of art.



ALAMO

58"L x 31"W x 21"D | 66"L x 34"W x 21"D | 70"L x 34"W x 21"D

MATERIAL | HYDROLUXE SS™



HYDRO SYSTEMS | **METRO COLLECTION**

- 4 -

Designer: Anne Marie Barton | annemariebarton.com
Photo: wilsonphotography.com

ANSON

66"L x 35"W x 24"D

MATERIAL | HYDROLUXE SS™



BISCAYNE

64"L x 31"W x 24-25"D

MATERIAL | HYDROLUXE SS™



HYDRO SYSTEMS | **METRO COLLECTION**

BREANNE

60"L x 36"W x 25"D | 66"L x 36"W x 25"D

MATERIAL | ACRYLIC



HYDRO SYSTEMS | **STUDIO COLLECTION**

- 7 -

Designer: Helly Swenson Duncan | designmattershome.com
Photo: emredfieldphotography.com

CARRERA

60"L x 32"W x 23"D | 66"L x 34"W x 23"D | 72"L x 36"W x 23"D

MATERIAL | HYDROLUXE SS™



CHARLIZE

66"L x 36"W x 22"D | 70"L x 36"W x 22"D

MATERIAL | ACRYLIC



HYDRO SYSTEMS | **STUDIO COLLECTION**

CHATEAU

66"L x 32"W x 24"D

MATERIAL | HYDROLUXE SS™



CITRINE

60"L x 32"W x 21"D

MATERIAL | HYDROLUXE SS™ | COLOR | POLISHED STONE GREY



HYDRO SYSTEMS | **STON COLLECTION**

- 11 -

Designer: Addison Schierbeek | addisonshierbeek.com
Photo: michelethomas.com

COACHELLA

68"L x 32"W x 25-31"D

MATERIAL | HYDROLUXE SS™ | COLOR | MATTE BLACK



HYDRO SYSTEMS | **METRO COLLECTION**

- 12 -

Designer: Tisch Mills | tishmillsinteriors.com
Photo: galinaphotography.com

COAL

60"L x 32"W x 23"D | 66"L x 32"W x 23"D

MATERIAL | HYDROLUXE SS™



DENALI

70"L x 36"W x 22-27"D

MATERIAL | HYDROLUXE SS™ | COLOR | MATTE BLACK / POLISHED WHITE



HYDRO SYSTEMS | **METRO COLLECTION**

- 14 -

Designer: Fears Construction | fearsconstructioninc.com

EILEEN

74"L x 38"W x 19"D | 86"L x 50"W x 19"D

MATERIAL | ACRYLIC



GEORGETOWN

70"L x 35"W x 22-25"D

MATERIAL | HYDROLUXE SS™



HYDRO SYSTEMS | **METRO COLLECTION**

HYDE

68"L x 34"W x 24"D

MATERIAL | HYDROLUXE SS™



LACEY

60"L x 30"W x 20"D | 60"L x 32"W x 17"D | 66"L x 32"W x 20"D | 72"L x 32"W x 20"D | Additional sizes available

MATERIAL | ACRYLIC



LIBERTY

63"L x 32"W x 24"D

MATERIAL | HYDROLUXE SS™



LIDO

66"L x 34"W x 23"D

MATERIAL | HYDROLUXE SS™ | COLOR | MATTE BLACK / POLISHED WHITE



LOGAN

72"L x 38"W x 23"D

MATERIAL | HYDROLUXE SS™ | COLOR | POLISHED PASTEL VIOLET



HYDRO SYSTEMS | **METRO COLLECTION**

MALIA

60"L x 32"W x 21"D | 60"L x 42"W x 21"D

MATERIAL | ACRYLIC



MARQUIS

59"L x 32"W x 20-23"D | 65"L x 32"W x 20-23"D | 70"L x 34"W x 20-23"D

MATERIAL | HYDROLUXE SS™



MICHELANGELO

66"L x 36"W x 23"D | 70"L x 36"W x 23"D

MATERIAL | ACRYLIC | COLOR | CUSTOM SW 6085 – SIMPLIFY BEIGE
HYDROTHERAPY | COLD PLUNGE



NEWBURY

62"L x 28"W x 24"D | 66"L x 31"W x 24"D

MATERIAL | HYDROLUXE SS™ | COLOR | MATTE BLACK / MATTE WHITE



PALMER

66"L x 36"W x 22"D | 70"L x 36"W x 22"D

MATERIAL | ACRYLIC



PEARL

55" Diameter x 17" D | 61" Diameter x 23"D

MATERIAL | HYDROLUXE SS™



PICASSO

66"L x 36"W x 27"D - CD | 72"L x 40"W x 27"D - ED

MATERIAL | ACRYLIC



RODEO

61"L x 32"W x 22-30"D

MATERIAL | HYDROLUXE SS™



RODIN

72"L x 38"W x 25"D

MATERIAL | ACRYLIC



SAVANNAH

66"L x 44"W x 24"D | 74"L x 44"W x 24"D

MATERIAL | ACRYLIC



SLATE

60"L x 32"W x 23"D - ED | 60"L x 32"W x 24"D - CD
66"L x 34"W x 24"D - CD | 72"L x 36"W x 24"D - CD

MATERIAL | HYDROLUXE SS™ | COLOR | CUSTOM BM 1603 - GRAPHITE
HYDROTHERAPY | COLD PLUNGE



SYDNEY

60"L x 30"W x 17"D | 60"L x 30"W x 20"D | 60"L x 32"W x 17"D

60"L x 32"W x 20"D | 66"L x 32"W x 20"D | 72"L x 32"W x 20"D | Additional sizes available

MATERIAL | ACRYLIC



TRIBECA

68"L x 35"W x 22"D

MATERIAL | HYDROLUXE SS™



VERSAILLES

66" L x 36" W x 20" D | 72" L x 36" W x 20" D | 72" L x 42" W x 20" D

MATERIAL | ACRYLIC



ENDLESS CHOICES, BESPOKE SOLUTIONS

Specify any size, shape, material, color, drain location or hydrotherapy option for your project.

INSTALL TYPE



Alcove



Drop-in



Freestanding

SHAPE



Oval



Rectangular




Round



Corner

MICRO MOUNT

Reduces the standard lip height of tub to minus (+/-) 3/8" to 5/8"



MATERIAL


Acrylic US-Sourced and extra thick for structural integrity and stability
HydroLuxe SS™ Proprietary solid surface blend creating a durable foundation.

COLOR

Acrylic colors: white, biscuit, bone, sterling silver, black

HydroLuxe SS™ colors: 15 in-stock colors or match any custom color

HydroLuxe SS™ finishes: Matte, Polished, Matte/Gloss, Polished Nickel



Two-color option available



Hydro Systems can match virtually any color including RAL and Pantone

CUSTOM OPTIONS

- Custom mold
- Odd shape or size of tub
- Off-center drain
- Unique drain accommodations
- Moving drains or reconfiguring drain locations
- Non-traditional tile flange location
- Custom pump locations

SOLID CONSTRUCTION

Installation is fast and easy with Hydro Systems' integrally encapsulated level support platform for acrylic alcove and drop-in models

RIGID PIPE CONSTRUCTION

Hygienically safe, self-draining whirlpool systems, constructed of 100% rigid PVC pipe, prevent bacterial growth due to mildew, algae and other germ laden problems for acrylic alcove and drop in models

STANDARD SAFETY FEATURES

Slip resistant bottoms and antivortex safety suction covers

Hydrozone, standard on all thermal air systems and whirlpool systems keep water clean

All Hydro Systems' tubs are manufactured in accordance with the appropriate IAPMO and UL requirements, where applicable. In addition, Hydro Systems tubs are manufactured in accordance with the Massachusetts State Building Code - 780 CMR



ADA Compliant

HYDROTHERAPY OPTIONS




Cold Plunge

Revitalizing cold hydrotherapy into a traditional tub



Thermal Air

Tiny bubbles into the bathwater and offers untold relaxing benefits, similar to Swedish massage



Hydro Indulge

A concentrated dose of oxygen-rich molecules cleanse and restore skin



Whirlpool Massaging Jets

Flexibility to customize jet location, quantity of jets and type of jet therapy



Advanced UV system

Ozone and UV light helps to disinfect the water and keep it clean



Chromatherapy

Digitally controlled, multicolored LED lighting system



Hydro Fusion

Totally silent operation maintains ideal temperature without adding hot water constantly



Neck and Back Masseuse

Precision water therapy to help ease muscle tension and promote full-body relaxation

SHOWER PANS MADE TO ORDER

Available in any size, shape, material, color or drain location for your project.

SHAPE

Rectangular
Square
Corner
Universal
(custom shape)

DRAIN

Round
Square
Trench

MATERIAL

Acrylic

US-Sourced and extra thick for structural integrity and stability

HydroLuxe SS™

Proprietary solid surface blend creating a durable foundation


COLOR

Acrylic colors: white, biscuit, bone, sterling silver, black

HydroLuxe SS™ colors: 15 in-stock colors or match any custom color

HydroLuxe SS™ finishes: Matte, Polished, Matte/Gloss, Polished Nickel

Hydro Systems can match virtually any color including RAL and Pantone



OTHER FEATURES

Slip resistant bottom
Wheelchair accessible models available
Integral tile flange for easy water-proof installation

CUSTOM OPTIONS

Custom mold (acrylic or solid surface)
Odd shape or size of pan
Off-center drain
Custom drain location



HydroLuxe SS™ shower pans are an excellent choice for commercial applications due to their strength, durability, built-in waterproofing, easy installation and easy post-installation maintenance. No need to hot mop or lay down waterproof liners, the shower pan is your waterproof barrier.

HYDROLUXE SS™ SHOWER PANS

Hydro Systems' Solid Surface Shower Pans are made from HydroLuxe SS™, an innovative material composed of a blend of natural minerals and premium man-made composites. During manufacturing, the material transitions from liquid to solid, resulting in a 100% solid, nonporous surface that helps deter bacteria, mold, and mildew, while also resisting scratches and stains for exceptional durability. Because it acts as a waterproof barrier, there is no need to waterproof the sub floor prior to installation—saving time and money.

For custom configurations, the Universal Shower Pan allows for a seamless transition from the bathroom floor to a waterproof shower and can be tailored with custom sizing, flange counts, curves, and custom locate drain placement.




HydroLuxe SS™ Solid Surface Shower Pan with trench drain



Universal Solid Surface Shower Pan with center drain



Universal Solid Surface Shower Pan in a custom size



H|S
HYDRO SYSTEMS

Headquarters
29132 Avenue Paine
Valencia, CA 91355

Manufacturing Facility
385 Highway 155 South
McDonough, GA 30253

Technical Support
support@hydrosystem.com

General Information
info@hydrosystem.com

Phone: 661-775-0686
hydrosystem.com